

Login

Select "Login as Guest" in the lower left corner of the User Login.



USER LOGIN

User Name:

Password:

Remember Me

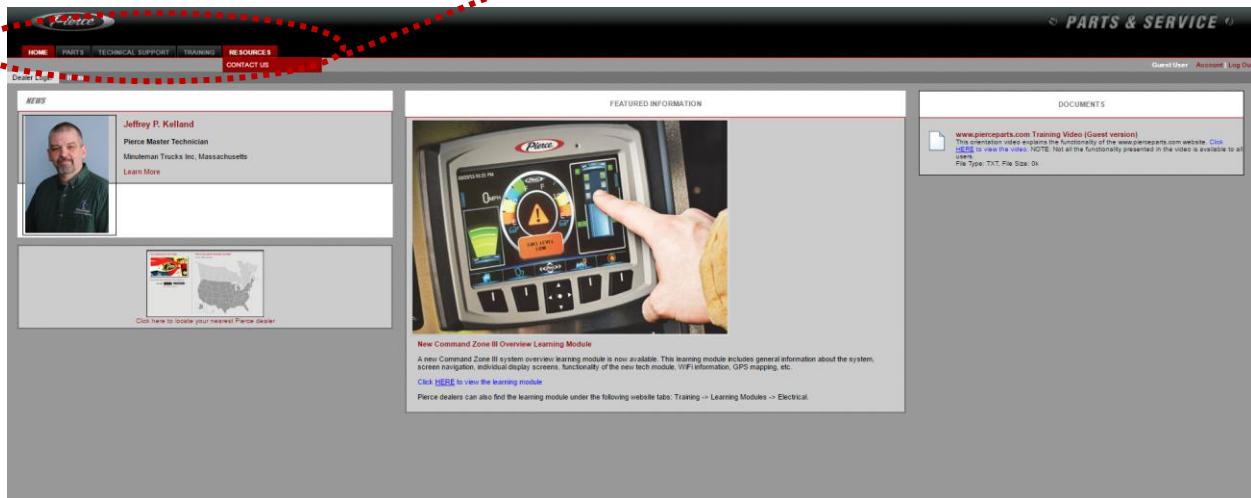
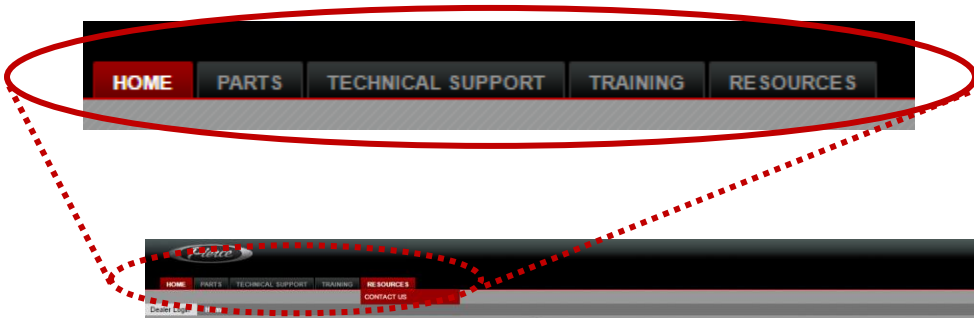
Login

[Login as Guest](#)

Main Page

This will open the main page which will be the portal to all your Pierce information.

In the upper left you will find navigation tabs for different sections of the website.



HOME PARTS TECHNICAL SUPPORT TRAINING RESOURCES

Dear Customer

NEWS

Jeffrey P. Kalland
Pierce Master Technician
Maulman Trucks Inc, Massachusetts
[Learn More](#)

[Click here to locate your nearest Pierce dealer](#)

FEATURED INFORMATION

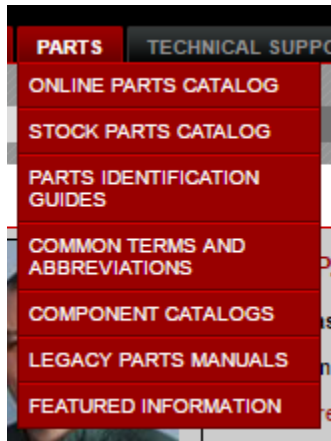
New Command Zone III Overview Learning Module
A new Command Zone III system overview learning module is now available. This learning module includes general information about the system, screen navigation, individual display screens, functionality of the new tech module, Wi-Fi information, GPS mapping, etc.
[Click HERE to view the learning module](#)
Pierce dealers can also find the learning module under the following website tabs: Training -> Learning Modules -> Electrical

DOCUMENTS

[www.pierceparts.com Training Video \(latest version\)](#)
This information order explains the functionality of the www.pierceparts.com website. [Click HERE to view the video.](#) Note: Not all the functionality presented in the video is available to all users.
File Type: .txt File Size: 0k

Parts Tab

If you scroll over the parts tab it will drop down options.



Online Parts Catalog: This is the main link you will use. If you press this, it will open a second portal that allows you to find information specific to your unit. All other items in this drop down contain general information.

Stock Parts: This will take you to stock parts search. Please note that these parts are generic stock parts and are not specific to any vehicle. If you are searching for a specific repair part for a unit, always search under the specific job number.

Parts Identification Guides: This is a simplistic guide to help you identify the basic terminology and parts on general pumpers and aerials. It is a good tool to look at if you are unfamiliar with fire trucks and need a baseline to start, but it should not be used for parts identification. This guide is recommended for new employees or firefighters trying to identify parts.

Common Terms and Abbreviations: In the online parts catalog you will find short abbreviations for part descriptions to reduce the amount of information on the screen. This document explains the abbreviations so you can fully understand the information provided in the online parts catalog. It is a guide for using when searching for different components. If you cannot find an item by typing it fully in, try one of its abbreviated versions found on this guide.

Component Catalog: This will generate a list of select products that have individual parts catalogs. If you do not see the product you are looking for here, try the online parts catalog.

Legacy Parts Manuals: Legacy parts manuals are generic parts manuals for older units that do not have, or have limited, electronic parts catalogs. Please cross reference anything you find in these manuals with the online parts catalog (which is unit specific).

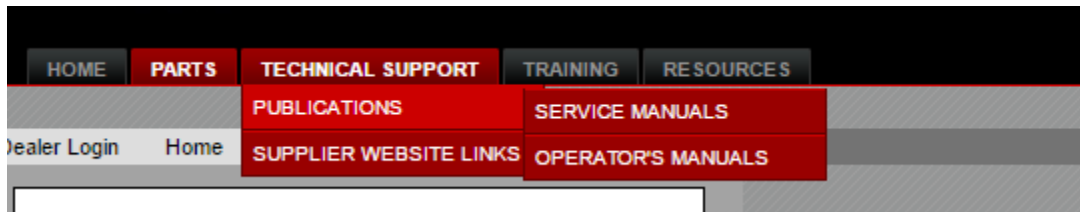
- If your Pierce apparatus was built before 7/1/95 (job number starts with the letter “E” and is followed by a four (4) digit number, job number E0007 through E8113) you should access the “Chassis & Body Parts Manual” titled PRC-OLDMANP.
- If your unit was built between 7/1/95 and 6/7/99 (job number of E8124 through E9997, or starts with a two (2) letter prefix followed by a three (3) digit number, job number EA066 through ED221) a limited parts list is available for your specific unit by viewing the “Parts Catalog”

section and entering your specific job number into the search field. Select the Chassis specific catalogs in the Legacy Manuals.

- If your unit was built after 6/7/99 (job number is a five (5) digit number, i.e. job number 10249 and higher) an extensive parts list is available for your specific unit by viewing the “Parts Catalog” section and entering your specific job number into the search field.

Technical Support Tab

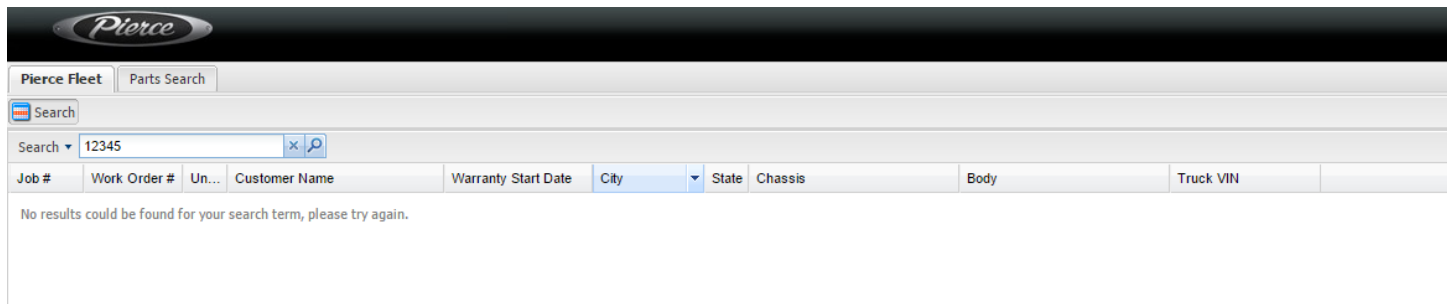
If you scroll over “Technical Support” you will get two categories. The Publications tab will open additional option allowing you to select “Service Manuals” and “Operator’s Manuals”. Through those tabs you can find Pierce manuals for specific components. You can see parts breakdowns, how to use, and how to service guidelines. Paper copies or electronic copies are provided with each truck at delivery, but are often lost or not shared. These tabs are a digital library for all service and operator’s manuals provided.



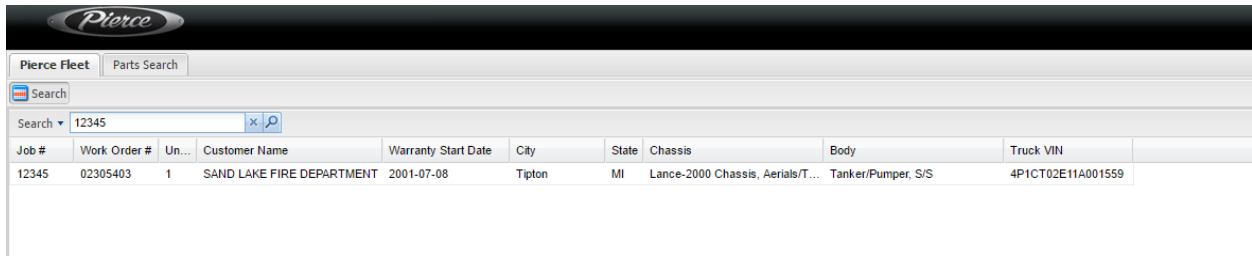
Online Parts Catalog

Online Parts Catalog is the best way to find the parts on your unit. Please reference the training video which is available on the parts website for a complete overview of the Online Parts Catalog.

Step one: Type the job number of your unit in the search box.



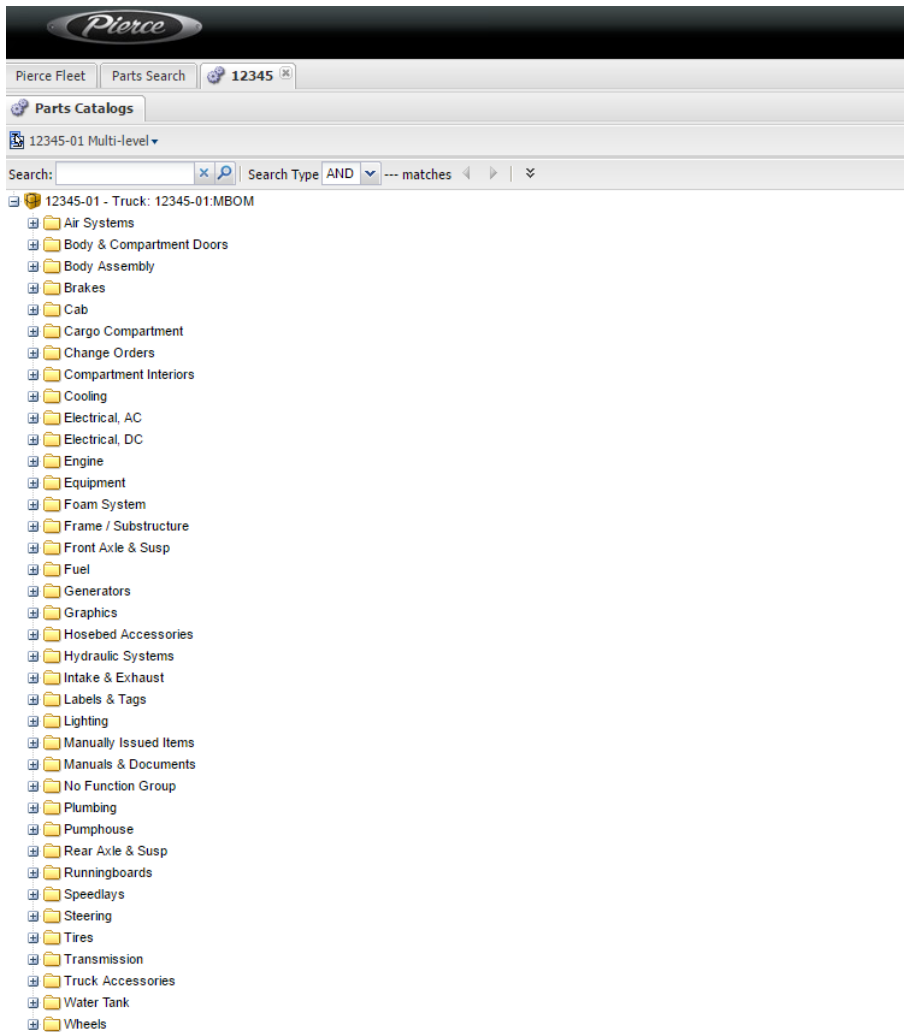
Step two: Press ENTER or the search glass and the job number will generate below.



The screenshot shows the Pierce Fleet search interface. At the top, there is a search bar with the text "12345" and a search icon. Below the search bar is a table with the following columns: Job #, Work Order #, Un..., Customer Name, Warranty Start Date, City, State, Chassis, Body, and Truck VIN. The table contains one row of data:

Job #	Work Order #	Un...	Customer Name	Warranty Start Date	City	State	Chassis	Body	Truck VIN
12345	02305403	1	SAND LAKE FIRE DEPARTMENT	2001-07-08	Tipton	MI	Lance-2000 Chassis, Aerials/T...	Tanker/Pumper, S/S	4P1CT02E11A001559

Step three: Double click on the specific unit needed and the truck bill of materials will open.



The screenshot shows the Pierce Fleet Parts Catalogs interface. At the top, there is a search bar with the text "12345" and a search icon. Below the search bar is a dropdown menu with the text "12345-01 Multi-level". Below the dropdown menu is a search bar with the text "Search:" and a search icon. Below the search bar is a dropdown menu with the text "Search Type AND". Below the dropdown menu is a list of parts categories, each with a plus sign next to it:

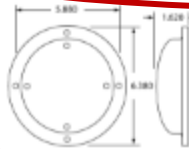
- Air Systems
- Body & Compartment Doors
- Body Assembly
- Brakes
- Cab
- Cargo Compartment
- Change Orders
- Compartment Interiors
- Cooling
- Electrical, AC
- Electrical, DC
- Engine
- Equipment
- Foam System
- Frame / Substructure
- Front Axle & Susp
- Fuel
- Generators
- Graphics
- Hosebed Accessories
- Hydraulic Systems
- Intake & Exhaust
- Labels & Tags
- Lighting
- Manually Issued Items
- Manuals & Documents
- No Function Group
- Plumbing
- Pumphouse
- Rear Axle & Susp
- Runningboards
- Speedlays
- Steering
- Tires
- Transmission
- Truck Accessories
- Water Tank
- Wheels

Step four: Start searching. You can either manually click and open folders using the plus sign next to them or use the search box. When you click on a specific item, it will populate a picture/drawing, if available, along with a description, availability, and any pertinent notes.

Part Detail

Detail Notes (0) Attachments (1)

LIGHT,TRUCK-LITE,#79357 DOME 5"W/SW,2-WIRE,CLEAR



General Information

Part#:	61-0007
Description:	LIGHT,TRUCK-LITE,#79357 DOME 5"W/SW,2-WIRE,CLEAR
Qty:	1
UOM:	EA
Activity Code:	02 - Moderate Sales; Stocked at factory
Product Type:	P1 - Pierce Part

Pricing and Ordering

Availability: ■ currently in stock; showing on hand inventory; current orders may affect availability

Qty:

Pierce Fleet Party Search 12345

Parts Catalogs

12345-01 Multi-level

Search: Search Type AND matches

- 12345-01 - Truck: 12345-01 MBOM
 - Air Systems
 - Body & Compartment Doors
 - Body Assembly
 - Brakes
 - Cab
 - Cargo Compartment
 - Change Orders
 - Compartment Interiors
 - Cooling
 - Electrical, AC
 - Electrical, DC
 - Engine
 - Equipment
 - Foam System
 - Frame / Substructure
 - Front Axle & Susp
 - Fuel
 - Generators
 - Graphics
 - Hosebed Accessories
 - Hydraulic Systems
 - Intake & Exhaust
 - Labels & Tags
 - Lighting
 - Light Shields & Panel Lights
 - Light, Front Warning
 - Lights & Sublites Compartment
 - Lights, Cab Roof Center

PN 61-0007, LIGHT,TRUCK-LITE,#79357 DOME 5"W/SW,2-WIRE,CLEAR, QTY:1 EA

PN 60-5574, 0945-SWITCH COMPT 2ND GEN,3RD GEN & HDR LAP DR, QTY:5 EA

PN 60-5574, 0945-SWITCH COMPT 2ND GEN,3RD GEN & HDR LAP DR, QTY:3 EA

PN 60-5574, 0945-SWITCH COMPT 2ND GEN,3RD GEN & HDR LAP DR, QTY:4 EA

PN 60-7025, 1598-LIGHT,DOME 5" W/O SWITCH TRUCKLITE,PICK,QTY: QTY:5 EA

PN 60-7025, 1598-LIGHT,DOME 5" W/O SWITCH TRUCKLITE,PICK,QTY: QTY:3 EA

PN 60-7025, 1598-LIGHT,DOME 5" W/O SWITCH TRUCKLITE,PICK,QTY: QTY:1 EA


PN 60-3283, 1598-LIGHT,4" COMPT LT RECESSD IN COMPT DOOR, QTY:4 EA

Labels, Rankin

Part Detail

Detail Notes (0) Attachments (1)

LIGHT,TRUCK-LITE,#79357 DOME 5"W/SW,2-WIRE,CLEAR



General Information

Part#:	61-0007
Description:	LIGHT,TRUCK-LITE,#79357 DOME 5"W/SW,2-WIRE,CLEAR
Qty:	1
UOM:	EA
Activity Code:	02 - Moderate Sales; Stocked at factory
Product Type:	P1 - Pierce Part

Pricing and Ordering

Availability: ■ currently in stock; showing on hand inventory; current orders may affect availability

Qty:

NOTE: THERE IS A PARTS SEARCH TAB ON TOP OF THE PAGE. DO NOT USE THIS AS THIS SEARCHES ALL OF PIERCE PARTS AND NOT JUST YOUR SPECIFIC UNIT. ALWAYS USE THE SEARCH BOX UNDER YOUR SPECIFIC JOB NUMBER.